

REMINDERS

Buying Tickets and Redeeming Comp Tickets:

Comp Tickets must be redeemed by calling the MBT box office.
Tickets are only available for purchase through the Mount Baker Theatre.

Ticket costs: \$15 for Section B and Value Section, \$18 for Section A,
and \$21 for Gold & Premier Section seating.

MBT Policy: Children sitting in your lap and under the age of 2 are given a comp ticket by the MBT. However, these tickets are not provided in advance and can only be picked up in the box office when you arrive for the show.

SHOW FLOWERS

Roses will be available for purchase at the theatre if you haven't pre-ordered. All proceeds go toward the Jubilee Dance Company costume fund. Flowers can be pre-ordered in person at the DFJ office, by email or by calling our office.


Thank you for supporting our dance company!

PRE-SALE PRICES

1 Rose- \$10

3 Roses- \$15

6 Roses- \$25



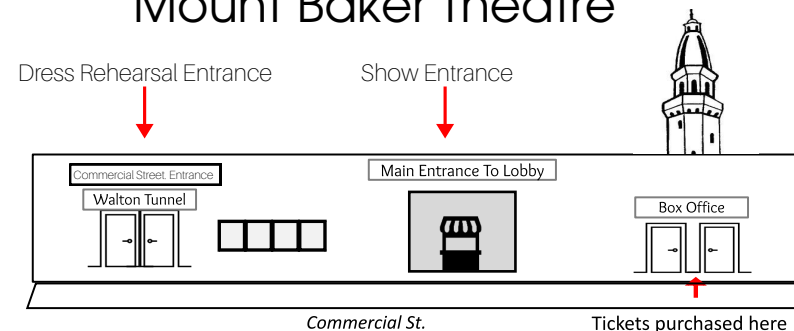
PRICES @ MBT

1 Rose- \$15

3 Roses- \$20

6 Roses- \$30

2024 NATIVITY INFORMATION Mount Baker Theatre



INSTRUCTIONS FOR DRESS REHEARSAL @ MBT: Sunday, Dec. 8th

Dress rehearsal is a very important time, not only for dancers, but also for the choreographers, stage, and lighting crew at MBT. We have a very small amount of time to accomplish a great deal. Please be mindful and quiet while watching dress rehearsal.

Parents may take pictures and video during their dancer's time slot.
There will be no pictures or video allowed during the live performances as we will have a professional videographer.

PLEASE NOTE: Dancers must attend this dress rehearsal in order to perform. You will enter through the Commercial St. entrance (see picture above). Plan on being at the MBT at least 15-20 minutes before your time slot OR the Finale (whichever is first for you). We will make every effort to stay on schedule but cannot guarantee that we will be done on time.

For your convenience, the dress rehearsal is broken into time slots. These time slots are not guaranteed, but are a guide for you to know an approximate time commitment.
We do our very best to stick to these time slots.

Please arrive early, in costume with hair & make-up done, warmed-up, and ready to rehearse.

MBT DRESS REHEARSAL SCHEDULE

12:00 - 12:20 pm - Stars (Star Soloist, Star Trio, Mary/Joseph)

12:20 - 1:00 pm - Angels/Shepherds (Gabriel, Mary/Joseph)

1:00 - 1:30 pm - Shepherds, Mon./Tues. Sheep & Donkeys (Mary/Joseph)

1:45 - 2:30 pm - FINALE - Everyone

2:30 - 3:00 pm - Townskids & Inn Keeper's Daughters

(Innkeeper's Daughters/Innkeeper/Wife, Mary/Joseph)

3:00 - 3:45 pm - Villagers, Lullaby Dancers, Here With Us (Innkeeper/Wife, Mary/Joseph)

INSTRUCTIONS FOR SHOW NIGHTS: Mon. Dec. 9 & Tues. 10th.

Arrival:

1. All performers (except for the Stars) enter through the main doors of the theater. Dancers in the Stars group (first half performing group), will go through the Commercial Street Entrance. Main doors open at 5:30.
Commercial Street doors open at 6:00.
2. All dancers performing in the 2nd half of the show (all roles except the Stars) will be seated with their parent/guardian in the audience for the first half. At intermission, please bring 2nd half performers outside to the Commercial Street Entrance. Please send only one parent or guardian to drop off your dancer.
3. Dancers should find their designated table/area in the Walton room and connect with the volunteer that is assigned for their group.
4. Dancers must have their costumes on, makeup/hair done, and be ready to perform when they enter the Walton Theatre. Dancers should bring minimal items with them and leave all valuable items at home. Please label all items brought into the Walton Theatre Room.

Dancers will not be allowed to leave the Walton Theatre Room once they are there. The show will be playing live in this room so kids can watch the performance.

Intermission:

The Star group, which dances in the first half, will be **PICKED UP ON STAGE** at the beginning of intermission. All performers who dance in the second half of the show will need to be brought to the Commercial Street Entrance at the beginning of intermission. We keep traffic in the Walton Theatre Room to a minimum. Please refrain from lingering in this area. This is for safety reasons.

Finale:


All dancers will be able to join in the Finale, which is the very last dance. Those who danced the role of a Star will need to be brought back to the Commercial Street Entrance 3-4 dances before the end of the show to get ready for the Finale.

Pick Up:

When the show ends, all dancers will be picked up **ON STAGE**. Please stay seated until your dancer's group name is called. You will then come to the stage and your dancer will check out with DFJ staff and walk down the stairs to you.

Important:

Students will not be allowed to leave without a parent/guardian. This is for safety. The MBT Staff ask that we keep the foyer area clear when leaving the theatre.



STAGE MAKEUP

Makeup is necessary when dancing under stage lighting. The intensity of the lights washes out facial features making the face appear blurry or far away. When seen up close the makeup may seem overdone, but it will look quite natural from the audience. The guide here will help you apply makeup to your dancer. Please speak to your instructor if you have questions.

Important!

If you have questions during the rehearsal or show days, please message us through Facebook or email only: info@dancing4joy.org

Staff will not be available at either studio or by phone December 8-10.